



Beyond Connectivity

We monetize WiFi
networks with **Multiple
SSIDs** and location-based
Ads.

RoyFang@m-commerce.com

+1-818-2968827



Consumer
Technology
Association LAS VEGAS
JANUARY 08 - 11, 2019



中華民國總統府

Office of the President, Republic of China (Taiwan)



Playing in the Big League

Our grand vision and world-class innovation had won us The **Presidential Awarded** of “**Top40 Startups in Taiwan 2019**”

RoyFang@m-commerce.com

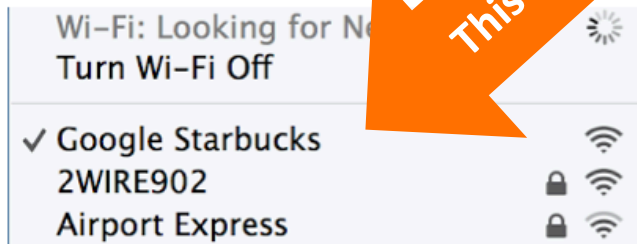
+1-818-2968827

What is a SSID?



= FREE 


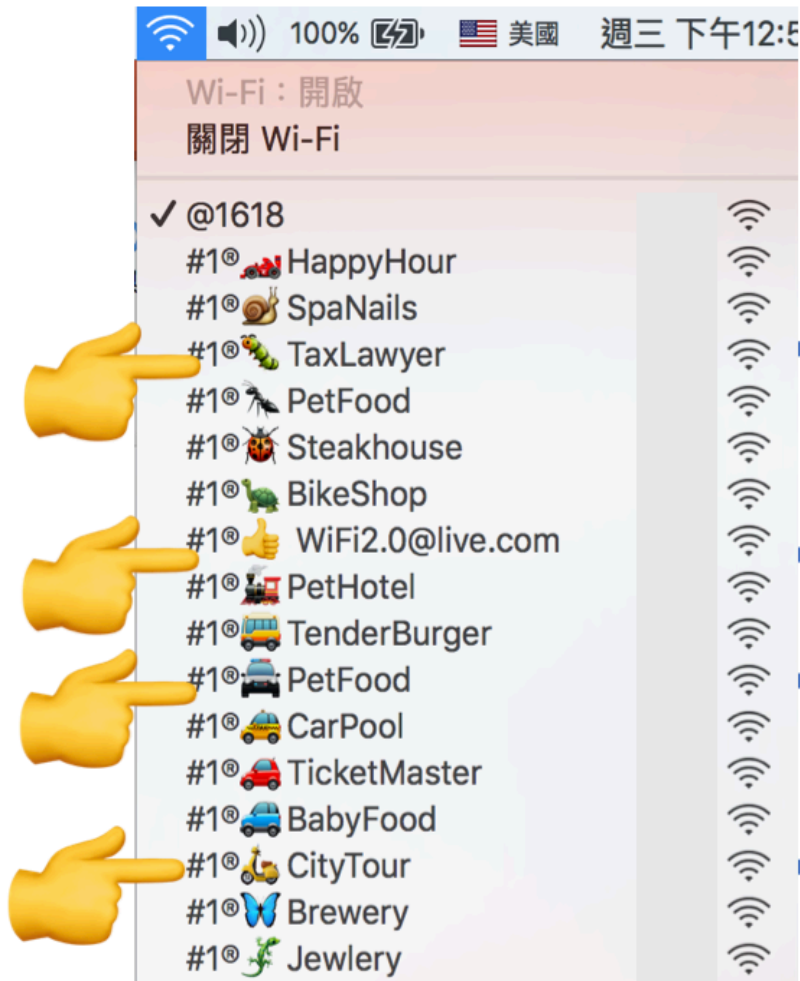
This is a SSID 🖱️



Hello, my name is ...




We made the Differences!



X 16

Invest in one AP, make money with 16 SSIDs



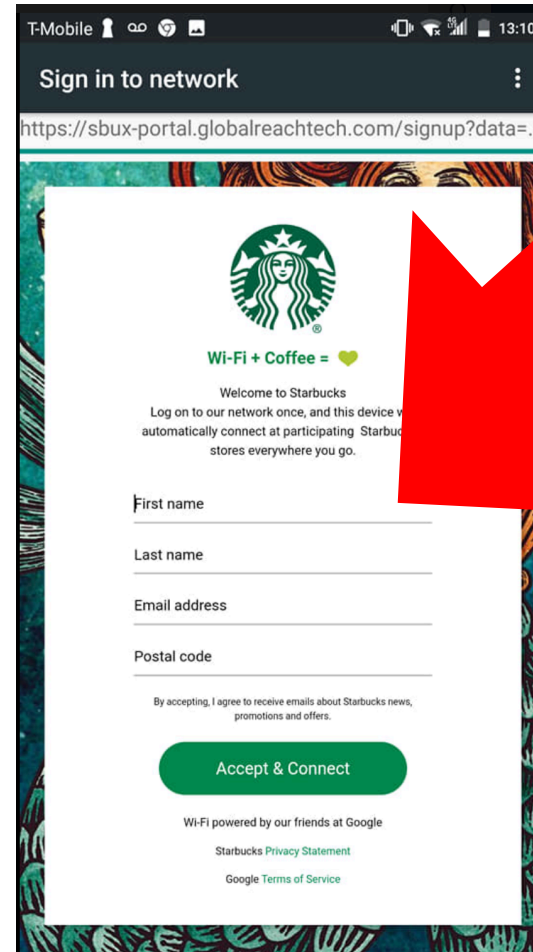
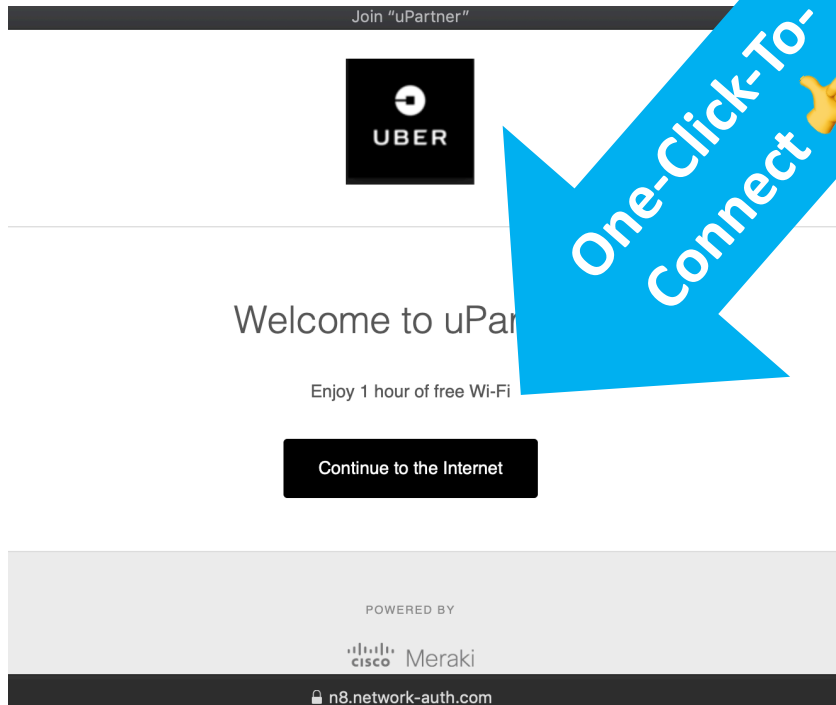
X 16

Use cases: UBER vs Starbucks

One-Click-To-Connect

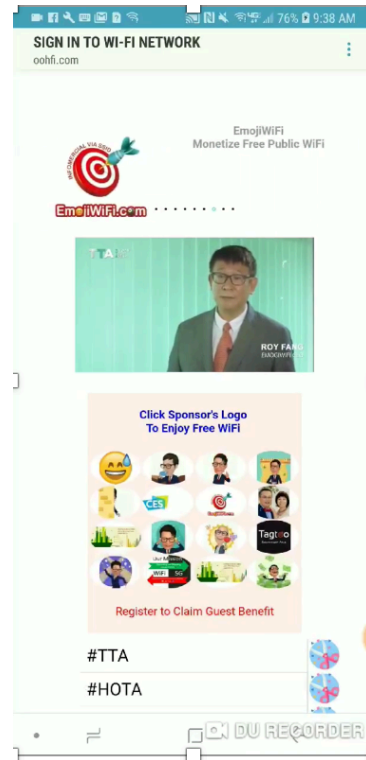
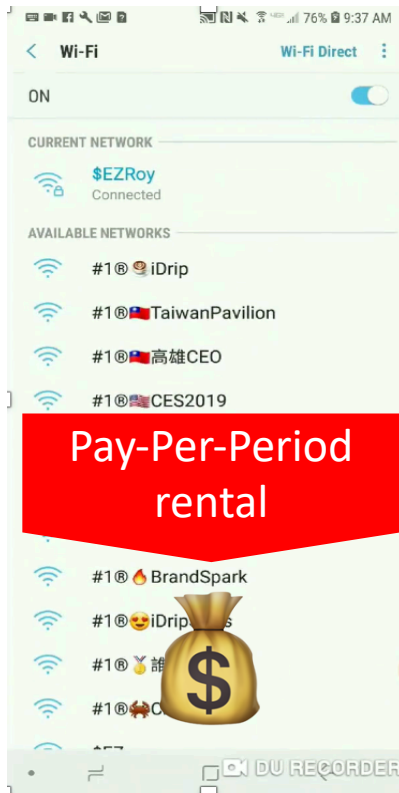
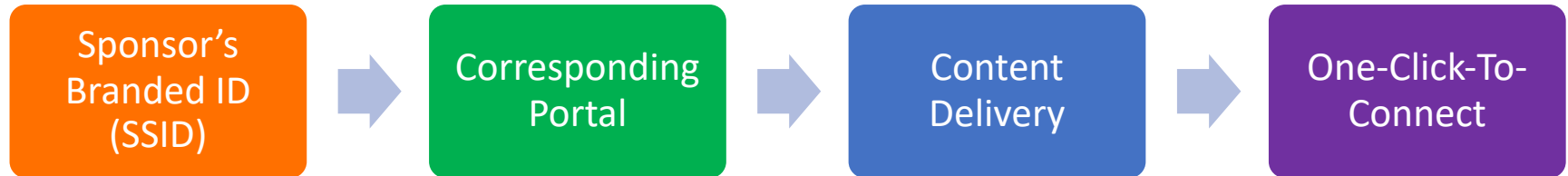
VS

Data Form



Risks of Data-jacking 🤔

Monetize via User Clicks



Pay-Per-Click



Guest Rewards





A beacon– based WiFi Medium

the C5 Platform

Connectivity

- + Content
- + Commercial
- + Conversion
- + Cloud

Funding Requirement



US\$1M for first 10K
Installations (Post MVP)



HW Cost US\$700,000



Crowdfunding US\$100,000



Go to Market US\$100,000

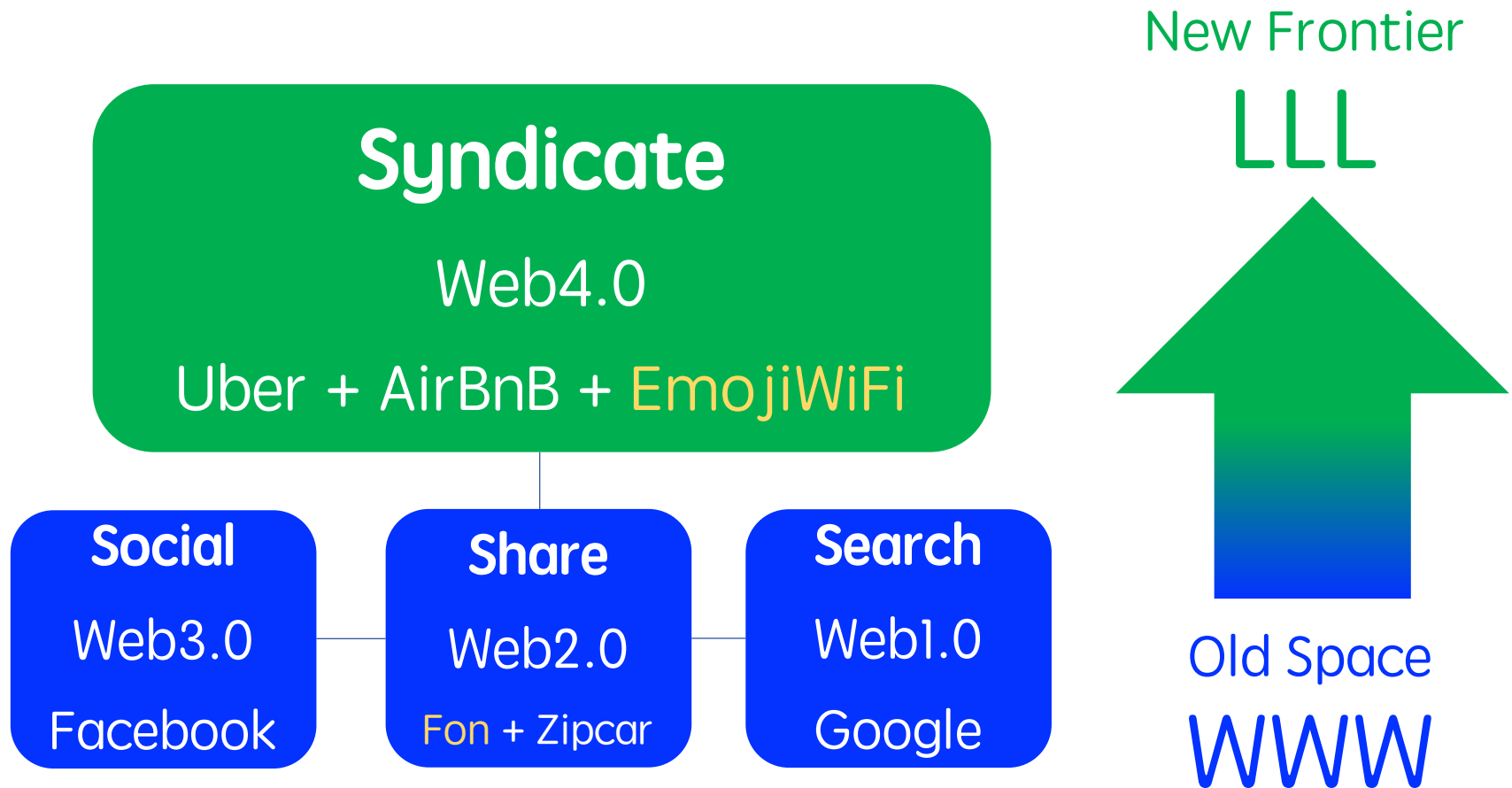


Onboarding US\$100,000

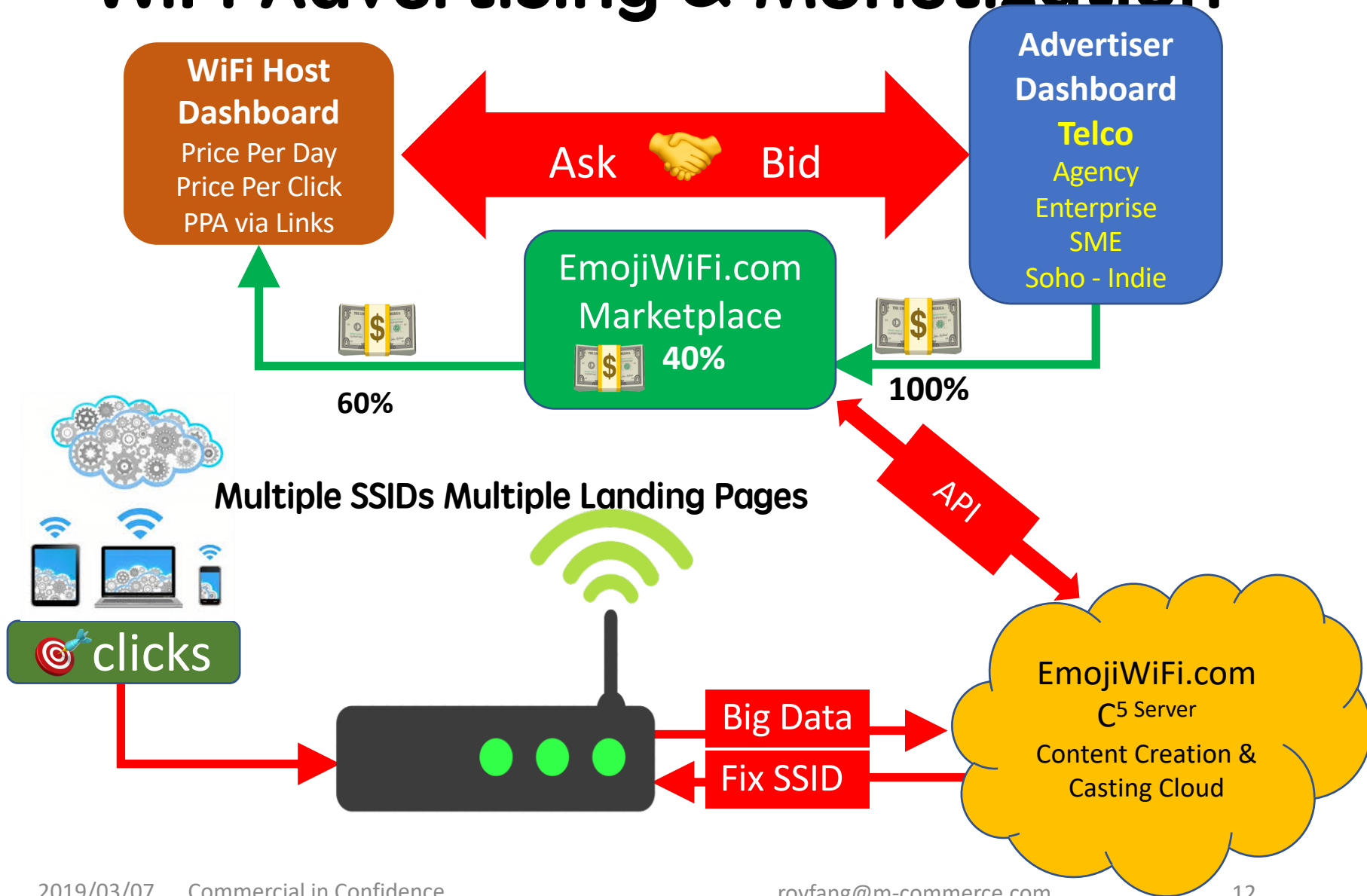


The LLL Syndicate

Location, Location and Locations



WiFi Advertising & Monetization



Management by Cash Leverage to Go Big

To explain our unique Business Model
Workshop sessions are required

Cash Flow Projection for a 10K YEAR									
Currency Unit: US Dollar (US\$)									
Quarter-Year	Q1-2020		Q2-2020		Q3-2020		Q4-2020		
Quarter Revenue	1,000	223,200	4,000	930,000	6,000	1,860,000	10,000	2,976,000	
		223,200		930,000		1,860,000		2,976,000	
Venue Sharing	PPP	12,000	PPP	60,000	PPP	120,000	PPP	192,000	
	PPC	81,000	PPC	405,000	PPC	810,000	PPC	1,296,000	
	Opex Delta	15,000	Opex Delta	45,000	Opex Delta	30,000	Opex Delta	60,000	
Gross Income		115,200		420,000		900,000		1,428,000	
%		51.6%		45.2%		48.4%		48.0%	
Opex	Fees	5,580	Fees	23,250	Fees	46,500	Fees	74,400	
	Logistics	10,000	Logistics	40,000	Logistics	60,000	Logistics	100,000	
	Office Rent	10,000	Office Rent	10,000	Office Rent	10,000	Office Rent		
	AP Cost	50,000	AP Cost	150,000	AP Cost	100,000	AP Cost	200,000	
	R&D	10,000	R&D	30,000	R&D	30,000	R&D	30,000	
	Personnel	15,000	Personnel	30,000	Personnel	37,500	Personnel	60,000	
	MISC	15,000	MISC	20,000	MISC	40,000	MISC	60,000	
Quarter Opex		115,580		303,250		324,000		524,400	
EBIT		-380		116,750		576,000		903,600	
%		0%		13%		31%		30%	
Cash In Hand	1,000,000	999,620		1,116,370		1,692,370		2,595,970	
Currency Unit:		US\$							
AP Unit Cost		50							
Occupancy Rate		25%							
PPP Rental		4.00							
PPC Rate		0.15							
PPC Channel/DAY		6							
Deposit	成數								
AP Deposit	100%	50,000		150,000		100,000		200,000	
AD Deposit	10%	22,320		93,000		186,000		297,600	
Incentive	50%	25,000	50%	75,000	30%	30,000	30%	60,000	
		47,320		168,000		256,000		437,600	
		1,046,940		1,284,370		1,948,370		3,033,570	
				Hot Cash Flow					
				2,033,570					

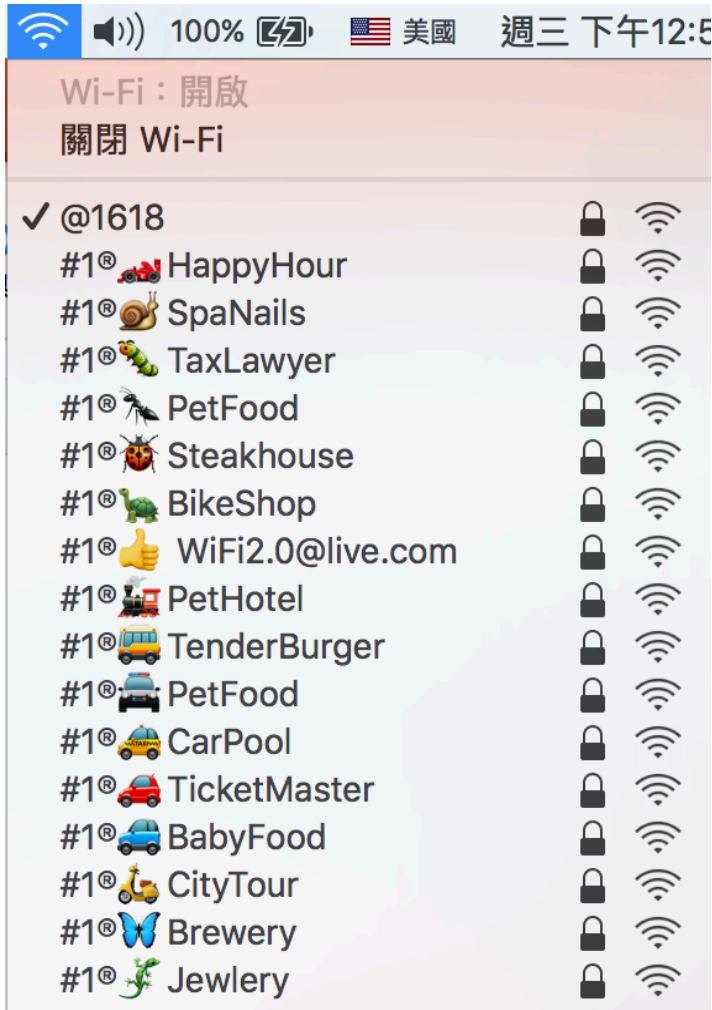
Cold Cash Flow 1,595,970
Hot Cash Flow 2,033,570

AP Count : 10,000
Note: All cost fully expensed

Check Point 1,595,970

Hot Cash Flow 2,033,570

#1[®] Our IP Wall and Moat



United States of America
United States Patent and Trademark Office

#1

Patents X 3